


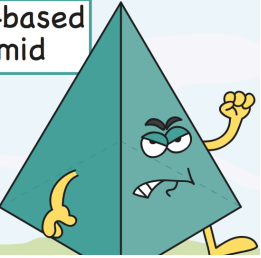





# SURFACE AREA NOTES

SHAPE	EXPLORATION	FORMULA
<p data-bbox="212 280 302 321">cube</p> 		
<p data-bbox="212 578 327 618">cuboid</p> 		
<p data-bbox="212 870 432 911">hexagonal prism</p> 		
<p data-bbox="212 1162 401 1235">square-based pyramid</p> 		

# SURFACE AREA NOTES

SHAPE	EXPLORATION	FORMULA
<p data-bbox="212 277 373 386">triangular based pyramid</p> 		
<p data-bbox="212 570 373 613">cylinder</p> 		
<p data-bbox="212 862 310 906">cone</p> 		
<p data-bbox="212 1154 331 1198">sphere</p> 